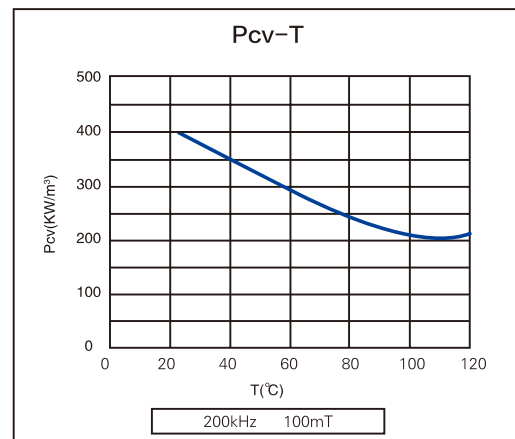
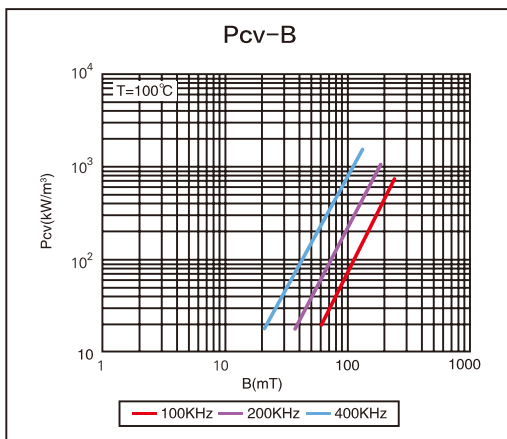
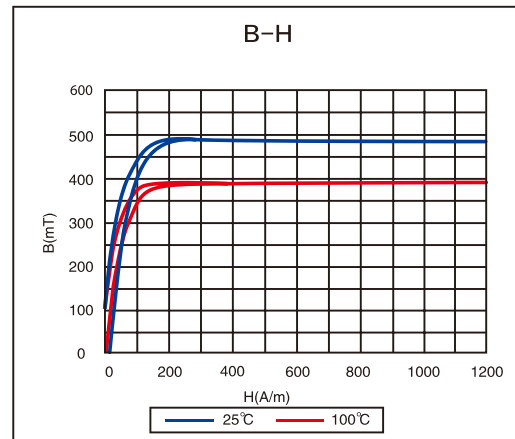
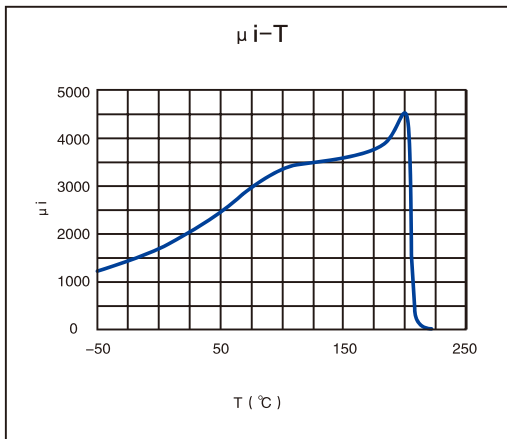




DTT-F1

| 特性 Characteristics | 单位 Unit | 测试条件 Test conditions | | DTT-F1 |
|--|-------------------|----------------------|-------|------------|
| 初始磁导率 μ_i Initial permeability | - | 10kHz 0.1mT | 25°C | 2000 ± 25% |
| 振幅磁导率 μ_a^* Amplitude permeability | - | 25kHz 200mT | 25°C | 4200 |
| | | | 100°C | 4600 |
| 饱和磁通密度 B_s^* Saturation flux density | mT | H=1194A/m | 25°C | 490 |
| | | | 100°C | 380 |
| 剩磁 B_r^* Remanent flux density | mT | H=1194A/m | 25°C | 100 |
| | | | 100°C | 53 |
| 矫顽力 H_c^* Coercive force | A/m | H=1194A/m | 25°C | 16.7 |
| | | | 100°C | 9.7 |
| 功耗 P_{cv}^* Power loss | kw/m ³ | 200kHz 100mT | 25°C | 410 |
| | | | 60°C | 300 |
| | | | 80°C | 250 |
| | | | 100°C | 210 |
| 120°C | 220 | | | |
| 居里温度 T_c Curie temperature | °C | | | ≥200 |
| 电阻率 ρ^* Resistivity | $\Omega \cdot m$ | | | 7 |
| 密度 D^* Density | g/cm ³ | | | 4.75 |

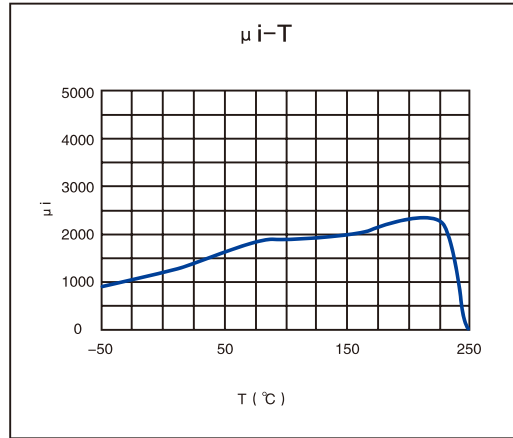
*: 典型值 Average value



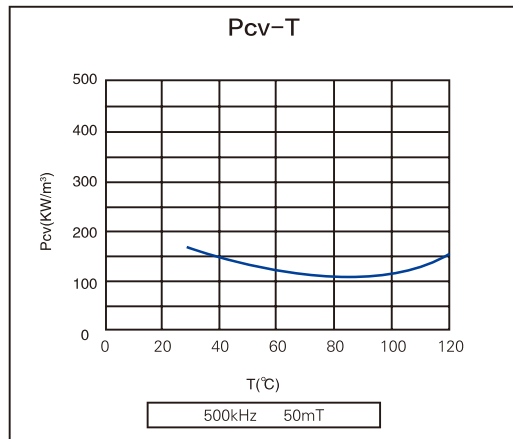
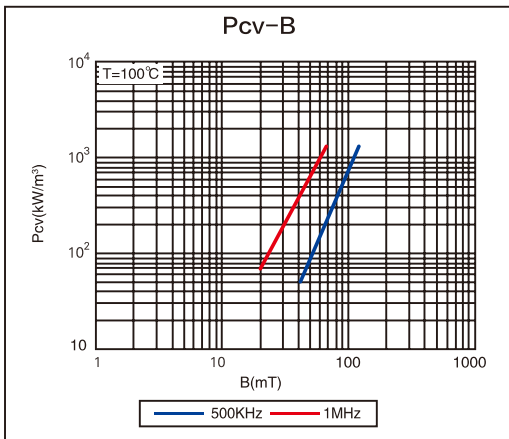
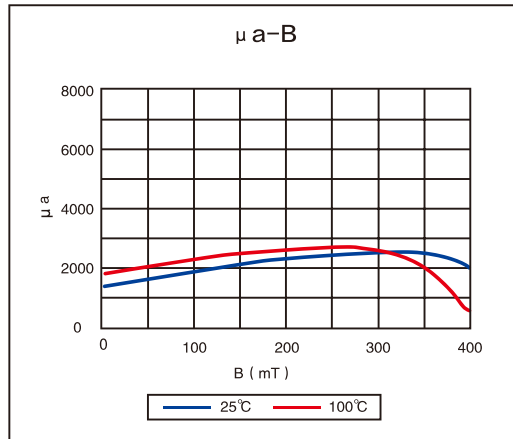
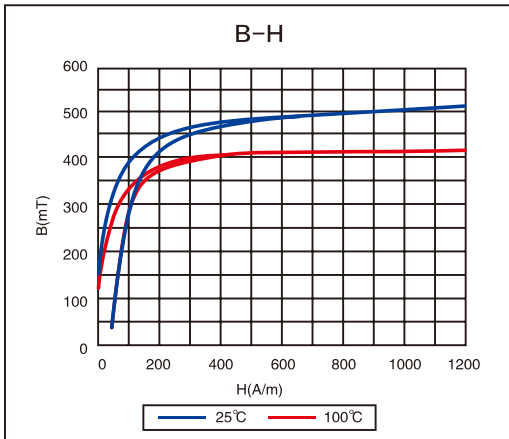


DTT-F2

| 特性 Characteristics | 单位 Unit | 测试条件 Test conditions | | DTT-F2 |
|---|-------------------|----------------------|-------|------------|
| 初始磁导率 μ_i Initial permeability | - | 10kHz 0.1mT | 25°C | 1400 ± 25% |
| 振幅磁导率 μ_a^* Amplitude permeability | - | 10kHz 200mT | 25°C | 2400 |
| | | | 100°C | 2600 |
| 饱和磁通密度 B_s^* Saturation flux density | mT | H=1194A/m | 25°C | 500 |
| | | | 100°C | 420 |
| 剩磁 B_r^* Remanent flux density | mT | H=1194A/m | 25°C | 140 |
| | | | 100°C | 98 |
| 矫顽力 H_c^* Coercive force | A/m | H=1194A/m | 25°C | 36.5 |
| | | | 100°C | 27.2 |
| 功耗 P_{cv}^* Power loss | kw/m ³ | 500kHz 50mT | 25°C | 160 |
| | | | 60°C | 120 |
| | | | 80°C | 110 |
| | | | 100°C | 120 |
| | | | 120°C | 150 |
| 居里温度 T_c Curie temperature | °C | | | ≥ 240 |
| 电阻率 ρ^* Resistivity | $\Omega \cdot m$ | | | 10 |
| 密度 D^* Density | g/cm ³ | | | 4.74 |



*: 典型值 Average value

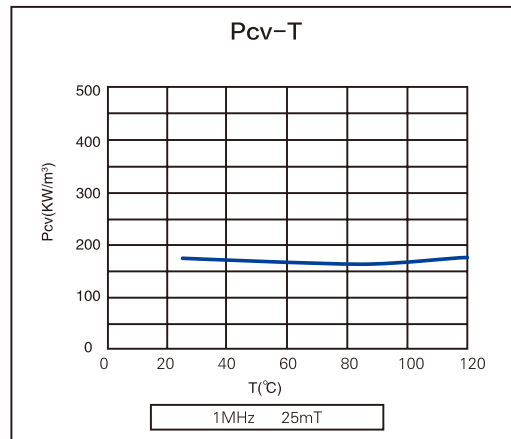
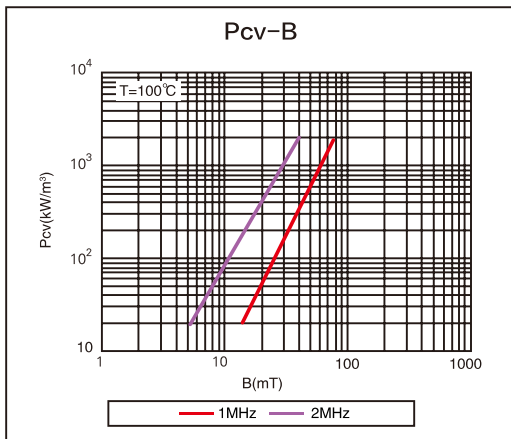
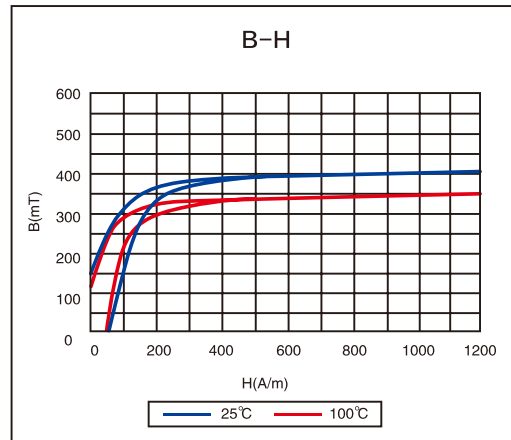
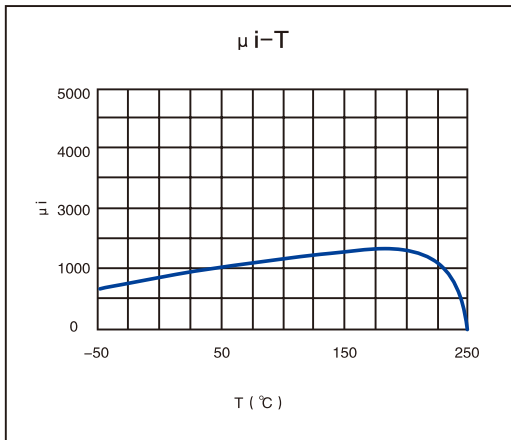




DTT-F3

| 特性 Characteristics | 单位 Unit | 测试条件 Test conditions | | DTT-F3 |
|--|-------------------|----------------------|-------|-----------|
| 初始磁导率 μ_i Initial permeability | - | 10kHz 0.1mT | 25°C | 900 ± 25% |
| 振幅磁导率 μ_a^* Amplitude permeability | - | 10kHz 400mT | 25°C | 1400 |
| | | | 100°C | 1700 |
| 饱和磁通密度 B_s^* Saturation flux density | mT | H=1194A/m | 25°C | 440 |
| | | | 100°C | 350 |
| 剩磁 B_r^* Remanent flux density | mT | H=1194A/m | 25°C | 230 |
| | | | 100°C | 140 |
| 矫顽力 H_c^* Coercive force | A/m | H=1194A/m | 25°C | 50 |
| | | | 100°C | 32 |
| 功耗 P_{cv}^* Power loss | kw/m ³ | 1MHz 25mT | 25°C | 170 |
| | | | 60°C | 165 |
| | | | 80°C | 160 |
| | | | 100°C | 165 |
| | | | 120°C | 175 |
| 居里温度 T_c Curie temperature | °C | | | ≥ 220 |
| 电阻率 ρ^* Resistivity | $\Omega \cdot m$ | | | 10 |
| 密度 D^* Density | g/cm ³ | | | 4.7 |

*: 典型值 Average value

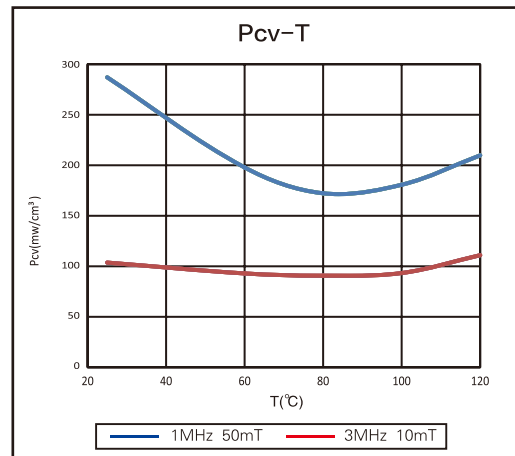
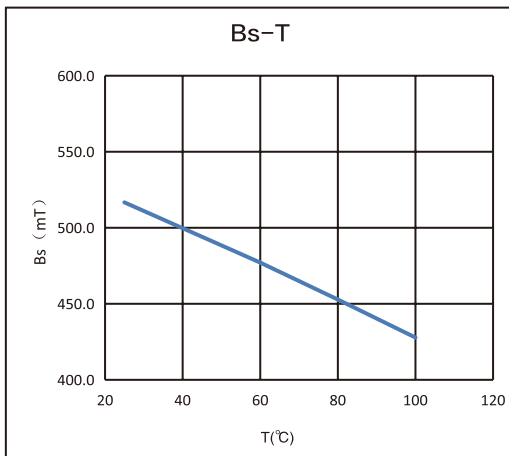
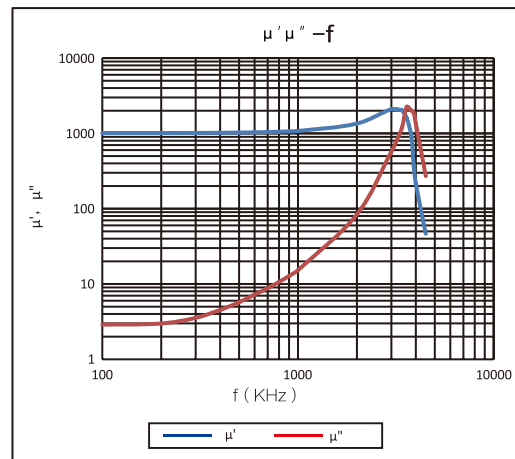
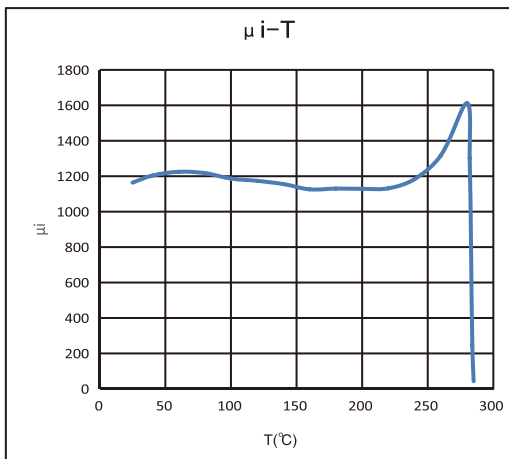




DTT-F4

| 特性 Characteristics | 单位 Unit | 测试条件 Test conditions | | DTT-F4 |
|--|-------------------|----------------------|-------|-----------|
| 初始磁导率 μ_i Initial permeability | - | 10kHz 0.1mT | 25°C | 900 ± 25% |
| 振幅磁导率 μ_a^* Amplitude permeability | - | 10kHz 400mT | 25°C | |
| | | | 100°C | |
| 饱和磁通密度 B_s^* Saturation flux density | mT | H=1194A/m | 25°C | 520 |
| | | | 100°C | 420 |
| 剩磁 B_r^* Remanent flux density | mT | | 25°C | |
| | | | 100°C | |
| 矫顽力 H_c^* Coercive force | A/m | | 25°C | |
| | | | 100°C | |
| 功耗 P_{cv}^* Power loss | kw/m ³ | 1MHz 50mT | 100°C | 180 |
| | | 3MHz 10mT | 100°C | 100 |
| 居里温度 T_c Curie temperature | °C | | | ≥280 |
| 电阻率 ρ^* Resistivity | $\Omega \cdot m$ | | | |
| 密度 D^* Density | g/cm ³ | | | 4.75 |

*: 典型值 Average value





ご使用上の注意事項 Usage notes

1. 本製品は、一般電子機器(AV 機器、OA 機器、通信機器、家電機器、アミューズメント機器、コンピュータ機器、パーソナル機器、事務機器、計測機器、産業用ロボット) に使用されることを意図しており、宇宙・航空・原子力・燃焼制御・運輸・交通・各種安全装置・医療機器のように、高度な安全性や信頼性が必要とされ、または機器の故障、誤動作、不具合が人への生命、身体や財産等に損害を及ぼす恐れがあり特別な品質や信頼性が要求される場合は、御社で安全性や信頼性、品質等を確認しご使用下さい。なお、本製品を汎用標準的な用途で使用されるに際し、更により安全性を確保する為に保護回路、装置の確保やバックアップ回路を設ける等の配慮をお願いします。

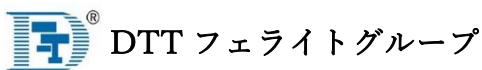
This product is intended for use in general electronic equipment (AV equipment, OA equipment, communication equipment, home appliances, amusement equipment, computer equipment, personal equipment, office equipment, measuring equipment, industrial robots). such as aerospace, aviation, nuclear power, combustion control, transportation, traffic, various safety devices, and medical equipment, where a high degree of safety and reliability is required, or failure, malfunction, or malfunction of the equipment can endanger human life. , If special quality or reliability is required due to the risk of bodily injury or property damage, please confirm safety, reliability, quality, etc. before use. In addition, when using this product for general-purpose standard applications, in order to further ensure safety, please consider securing protection circuits, devices, and providing backup circuits.

2. 製品をより正しく、安全にご使用いただくために、さらに詳細な特性・仕様をご確認いただける納入仕様書をぜひご請求ください。記載内容は、改良その他により予告なく変更する場合がありますので、あらかじめご了承ください

In order to use the product more correctly and safely, please request a delivery specification sheet that allows you to check more detailed characteristics and specifications. Please note that the information contained herein is subject to change without notice due to improvements or other reasons.

3. 本書に記載された製品についてのお問合せ、ご相談は下記までお願いいたします。

Please contact the following for inquiries and consultations regarding the products described in this document.



DTT フェライトグループ

DTT-Ferrite Group.

URL: <https://www.dtt-f.com> URL: <https://www.otequ-hk.com>

E-mail: hara@dtf-f.com

○山東東泰電子科技有限公司

Shandong Dongtai Electronic Science and Technology Co., Ltd.

○山東東泰方思電子有限公司

Shandong DTT-First Electronic Co., Ltd.

○欧特科有限公司

Otequ (HK) Limited.

○広州市小笠原貿易有限公司

Ogasawara Trading (Guangzhou) Inc.

